



United Sri Lankan Muslim Association of Australia



Share



Tweet



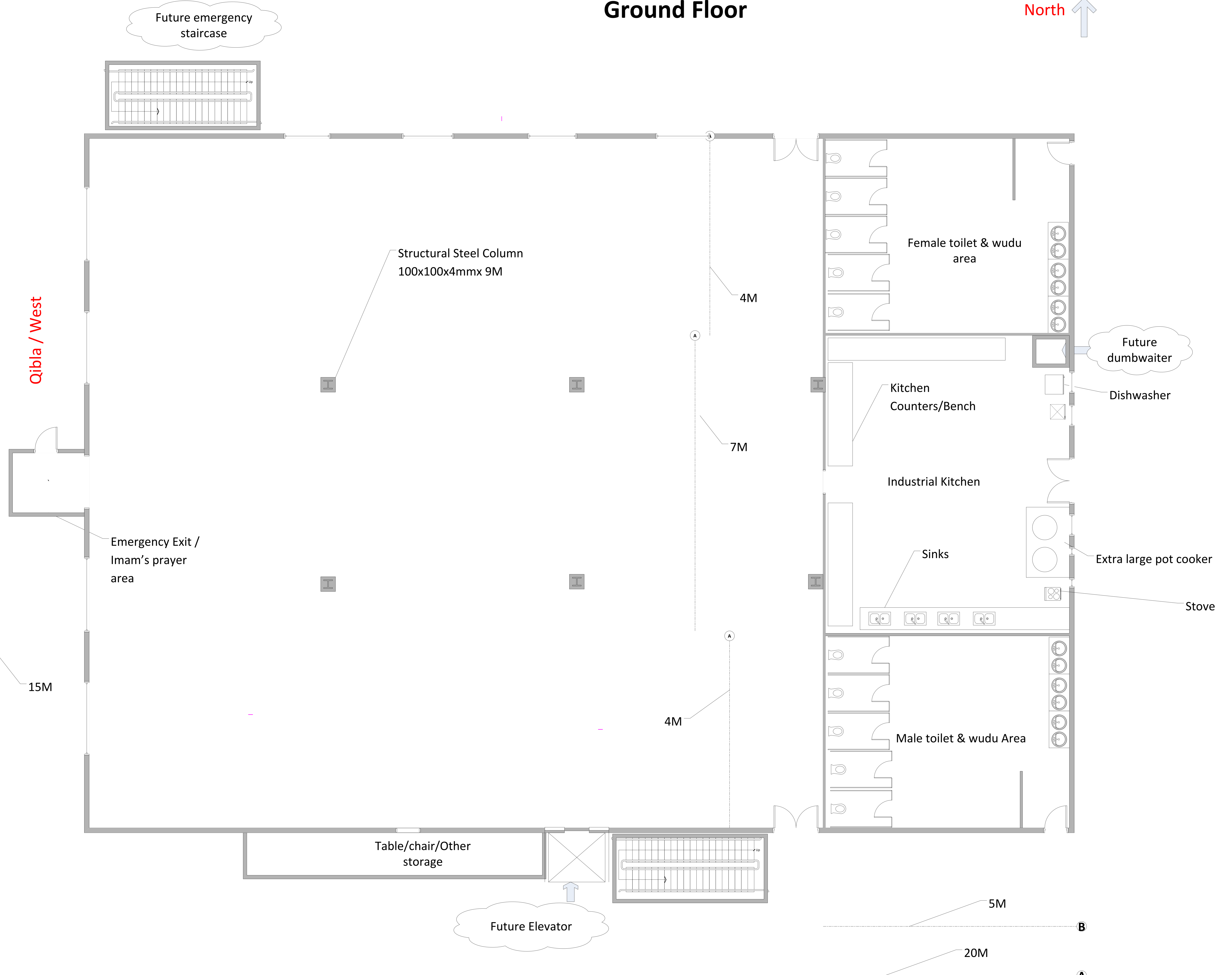
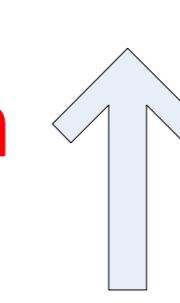
Forward

USMAA Centre Concept Drawings

- By the MC of 2020/21

Ground Floor

North



1st and 2nd Floor

North ↑

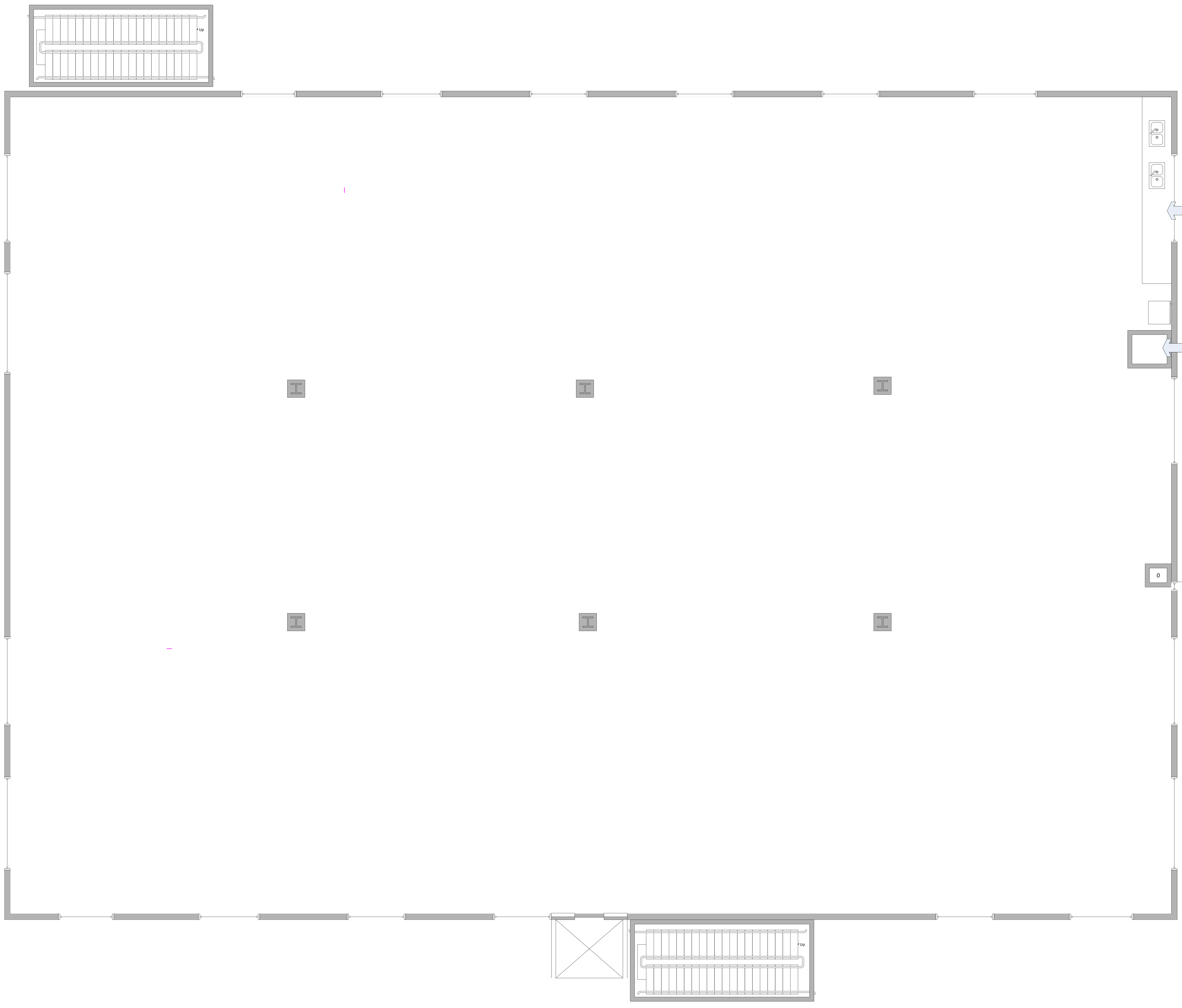
Qibla / West

Future emergency staircase

Future kitchenette

Future dumbwaiter


Kitchen exhaust




Structural Plan for 1st and 2nd Floor

North ↑

Qibla / West



Universal Beam
310mm UB



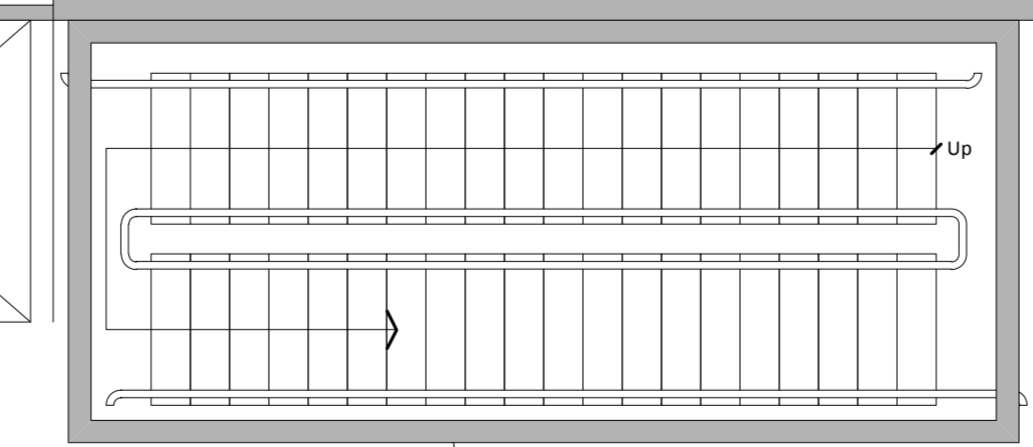
Structural Steel Column
100x100x4mmx 9M



i beam (wood)
45x300mm




Ext elevator in
Gal Steel



Ext Staircase in
concrete



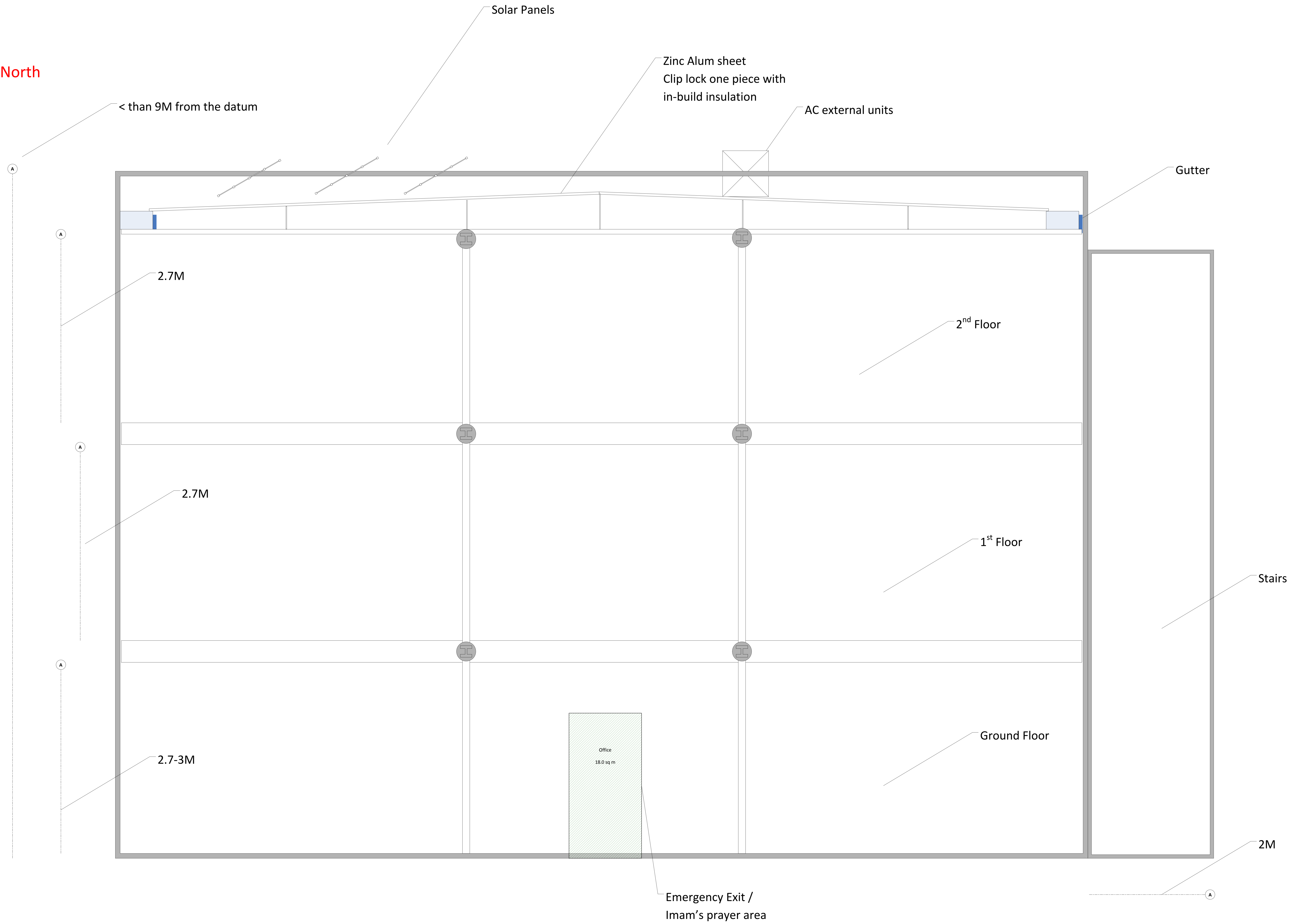
Roof Plan – birds eye



West View

North

South



Notes for the Architect:

1. North and South facing windows to have shorter spans due to load bearing walls.
2. West and East facing windows to have fewer, but longer spans due to being on non-load bearing walls.
3. North and West facing windows to have roller shutters installed to keep the sun out in summer
4. If the land plot has a greater length from North to South, then this plan can be rotated to suit. The Ground floor emergency exit box must always be on the west or facing the Qibla.
5. Provision in the slab design must be made for a:
 - second emergency staircase in fully concrete or in Galvanised steel
 - future elevator in Gal steel
6. Provision in the frame for a:
 - future dumbwaiter in the kitchen
 - copper tubing and electrical wiring for spit system Air Cons with the external units to be housed on the roof
7. Roof to be in Zinc Alum and with a pitch of 2 degree or as low as per the standard.
8. The walls are to be in Colorbond steel fabric or similar.
9. Ceiling heights for all three floors are to be 2.7M to comply with the councils 9M height limit. Depending on the site and elevation from the kerb (datum) the ground floor could be at 3M in height.
10. The 2nd and 3rd floors to have mini kitchenettes for tea and coffee.
11. All Air Con external units to be house on the roof.
12. A roof access hatch to be installed in the 2nd floor ceiling, with a dropdown ladder.
13. The building walls are to be raised beyond the roofline to act as a protective wall/barrier to a minimum of 700mm at the highest point of the roof (ridge).
14. All downpipes to feed water tanks. 100mm PVC pipe to run through the concrete floor to feed water from one side of the building to the water tanks on the other side (for future purposes).

Note: To be used concurrently with the "USMAA Centre Plan" published in the USMAA website on the 22 Sep 2020